



Auto Desk ST-40

Aiming at new levels in quality



Auto Desk ST-40

Evolved for High Performance and Ease of Use



Though this product is not a diagnostic instrument, it does influence greatly whether or not the day-to-day examination can be performed smoothly, safely, and comfortably. Further evolved based on Takagi's years of experience and achievements, the new AUTO DESK ST-40 has been born with improved performance and added new features to meet doctors' expectations.



Two mechanisms integrated

Takagi has long been working on the motorized “automatic sliding” mechanism. With a new feature that allows manual sliding being added, two mechanisms now coexist in the ST-40. For “manual sliding”, hold the lever located in the middle of the table end, underside, and pull or push the table.

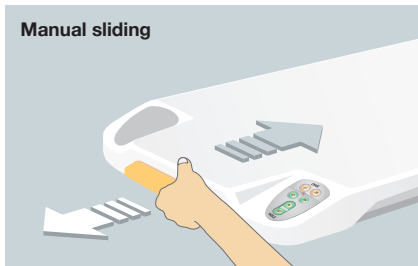
Freedom to use automatic sliding or manual sliding as required

The ST-40 gives the users freedom of using the “automatic sliding” feature or the “manual sliding” feature as required. It is now possible, for instance, to slide the table out using “manual sliding” and slide it back in using “automatic sliding” if the surgeon feels more comfortable doing so due to a patient's condition.

Automatic sliding



Manual sliding



480mm slide stroke

The slide stroke has been increased from the conventional 470mm to 480mm, providing more legroom.

Control panel that prevents accidental activation

The buttons to lift, lower and slide the Table top and ones to lift and lower the patient's chair are indented into the control panel. Therefore, there is less incidence of accidental activation even when a hand or elbow accidentally hits a button. All control button are designed to glow when operable.

Innovative mechanism

Takagi has developed an innovative mechanism using an electromagnetic clutch and timing belts so that automatic sliding or manual sliding can be used at will. Both automatic and manual sliding mechanisms have achieved ease of use as well as excellent durability and quietness.

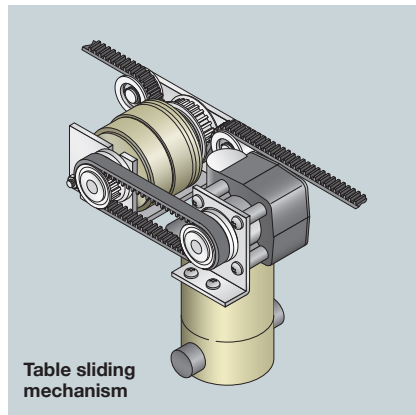


Table sliding mechanism

Elevation control of patient's chair is at hand

The elevation control buttons for the patient's chair are incorporated in the Table top. There is no need to place a foot pedal under the table, which improves safety. Buttons to control the patient's chair are easily distinguished as they are featured in a different color from the buttons for the table control, and this part of the control panel is raised.

* Patient's chairs (Electric Chairs) are optional. Only Takagi-made chairs are connectable.

Electric chair CR-650S



Video camera cables securable under the Table Top

Cables for a video camera connected to the slitlamp can be secured under the Table top. Cables can come out from the table end so that they do not get in the way of the patient.

Wider arm resting space

The arm resting space is 40mm wider and 95mm deeper than the conventional model. There is now ample room for an elbow rest, and the arm can be held at a natural angle.



Slide safety switch

The sliding action stops when the safety switch at the table end is preessed during automatic sliding. It also stops if the safety switch hits an object or a person. The safety switch on the ST-40 is bigger than that of the conventional model, and is now in a different color to the table surface so that the feature can be easily recognized when a situation calls for instant reaction.

Elevation safety switch

Table and chair elevation stops if the patient's knee touches the underside of the table. If the elevation stops with the activation of this feature, a warning light will illuminate on the control panel to notify the doctor.

Significant increase in elevation stroke

The elevation stroke of the Table top has been significantly increased. With the elevation ranging from 670mm to 920mm, the ST-40 can accommodate patients of various builds.

Improved chemical resistance

Chemical resistance of the table has been improved by upgrading the materials and structure. With the use of silicone rubber, the control panel is fully integrated preventing fluid from getting in. This provides better protection against malfunction or deterioration caused by, for example, wiping with alcohol.

* We do not guarantee total chemical or water resistance.

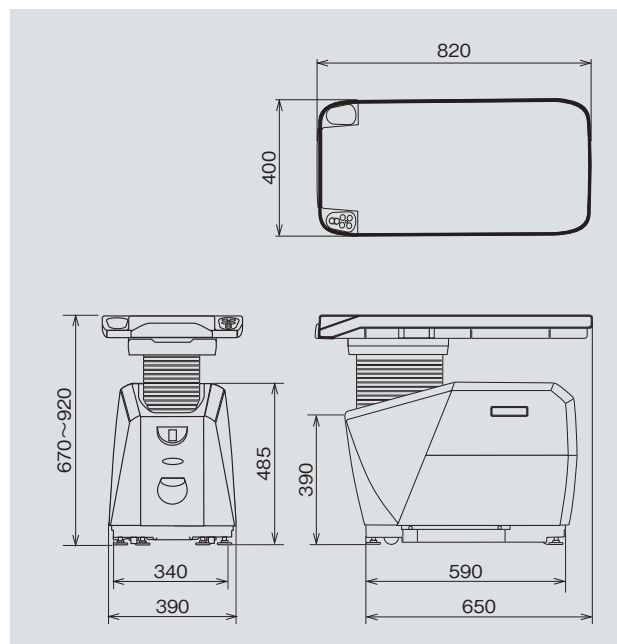
Wheelchair adaptable

The ST-40 can be used for a patient in a wheelchair without the patient having to get out of the wheelchair.

Specifications

Minimum height	670mm
Maximum height	920mm
Slide stroke	480mm
Slide speed	Variable between 3.6 seconds and 5.2 seconds per lap
Button beep sound	Can be turned ON or OFF
Allowable load	30kg
Power supply to slitlamp	Maximum voltage can be set at either AC6V, 7.5V, 9V, 12V30W, or 12V50W Fixation lamp : AC6V
Power	AC230V
Power consumption	1500VA
Auxiliary electrical outlets	2 outlets(total up to 500VA) on the back of the unit
Weight	83kg(exclusive of optional accessories and balancing weights) Balancing weights : 4 x 5.6kg

Dimensions



Optional Accessories (sold separately)

Chair Relay Cable

B05-35

Required to connect the ST-40 to the CR-550S

Slitlamp Installation Kits

Slitlamp installation kits for various manufacturers are available. The price of the kit and its installation method varies depending on the model. Contact us for details.

Electric Chair

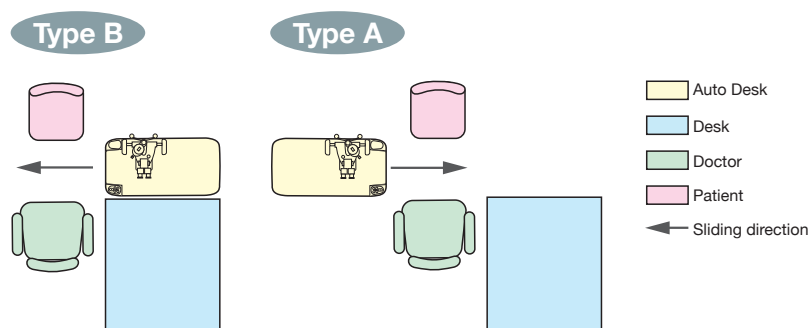
CR-650S

Can be connected to the ST-40



Layout

Type B is the default setting upon shipment, and the control panel and the decorative panel are not fitted. After determining the layout, fit the control and decorative panels. The layout can easily be changed by following the instruction manual.



● Design and specifications are subject to change as improvements are made to the product.

TAKAGI SEIKO CO.,LTD.

330-2 IWAFUNE, NAKANO-SHI, NAGANO-KEN, 383-8585, JAPAN
TEL.+81-269-22-4512 FAX.+81-269-26-6321
URL:<http://www.takagi-j.com> E-mail:info@takagi-j.com

